


KTF00-65-2M, KTF20-65-2M, and KTF20-65-5M

CABLE-TYPE BULB TEMPERATURE SENSORS

PRODUCT DATA



GENERAL

The KTF00-65-2M, KTF20-65-2M, and KTF20-65-5M Cable-type Bulb Temperature Sensor can be used as

- immersion sensors
- duct air sensors

The sensors can be employed for hot and cold water installations in the following control systems:

- EAGLE
- LION
- TIGER
- PANTHER
- Excel 5000, Excel 500, and Excel 800
- Excel Web and Excel Web II
- Honeywell I/O modules
- LYNX, SERVAL, Excel 10, and Excel 12

or other systems using Pt 1000 or NTC 20k temperature sensing elements.

FEATURES

- Pt 1000 or NTC 20k temperature sensing element
- Wide sensing range
- High accuracy

Models

OS no.	description	sensing range
KTF00-65-2M	cable-type bulb Pt 1000 temp. sensor	-30...+105 °C (-22...+221 °F)
KTF20-65-2M	cable-type bulb NTC 20k temp. sensor	
KTF20-65-2M-B	Bulk shipment of fifty KTF20-65-2M	
KTF20-65-5M-B	Bulk shipment of fifty KTF20-65-5M	

SPECIFICATION

Nominal value

Pt 1000	1000 Ω at 0 °C (32 °F)
NTC 20k	20 kΩ at 25 °C (77 °F)

Accuracy

Pt 1000 (IEC751 Class B)	±0.3 °C at 0 °C (32 °F)
NTC 20k	±0.2 °C at 25 °C (77 °F)

Sensitivity

Pt 1000	≈ 3.85 Ω / K
NTC 20k	≈ -934.5 Ω / K at 25 °C (non-linear)

Time constant

Immersion well application	< 30 sec
Air duct application	< 1 min at air velocity of 3 m/s

Sensor sleeve material

stainless steel (1.4571)

Cable sheath material

PVC

Electrical connection

2 m cable, 2x0.22 mm²

Ambient Limits (wiring box)

Storage temperature	-30...+70 °C (-22...+158 °F)
Humidity	5...95% rh, non-condensing

Safety

IP65 as per EN 60529

Dimensions

see Fig. 1 on page 2

DIMENSIONS

Cable-Type Bulb Sensor

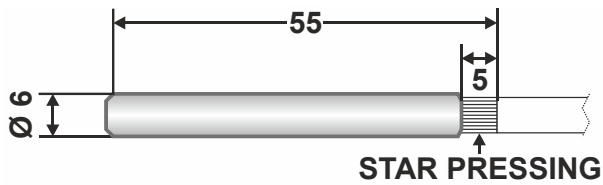


Fig. 1. Dimensions of the cable-type bulb sensor in mm

WIRING

wiring run	max. length
sensor to controller	200 m (660 ft)

Offset due to wire resistance per 10 m of distance from sensor to controller, when using the KTF00-65-2M (Pt 1000):

type of wire	temperature offset Pt 1000
0.5 mm ² (AWG20)	0.18 °C (0.324 °F)
1.0 mm ² (AWG17)	0.09 °C (0.162 °F)
1.5 mm ² (AWG15)	0.06 °C (0.108 °F)

INSTALLATION

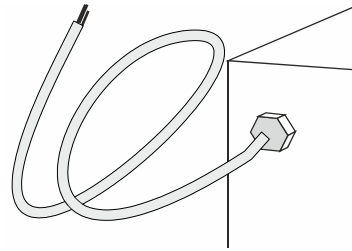


Fig. 2. Mounting into the immersion well

NOTE: Use shielded wiring in areas with high EMI. Keep 15 cm (5.9") minimum distance between sensor lines and 230 Vac power lines.

Honeywell

Manufactured for and on behalf of the Environmental and Combustion Controls Division of Honeywell Technologies Sàrl, Rolle, Z.A. La Pièce 16, Switzerland by its Authorized Representative:

Automation and Control Solutions

Honeywell GmbH
 Böblinger Strasse 17
 71101 Schönaich, Germany
 Phone +49 (0) 7031 637 01
 Fax +49 (0) 7031 637 740
<http://ecc.emea.honeywell.com>